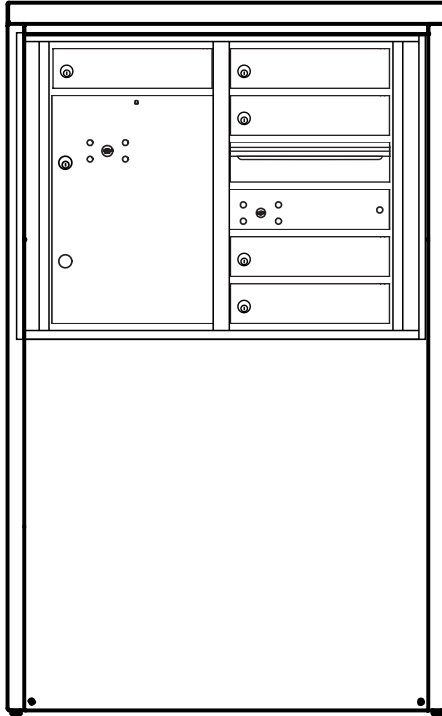



**Elevation Dimensions**

Overall Width: 2' 8-11/16"



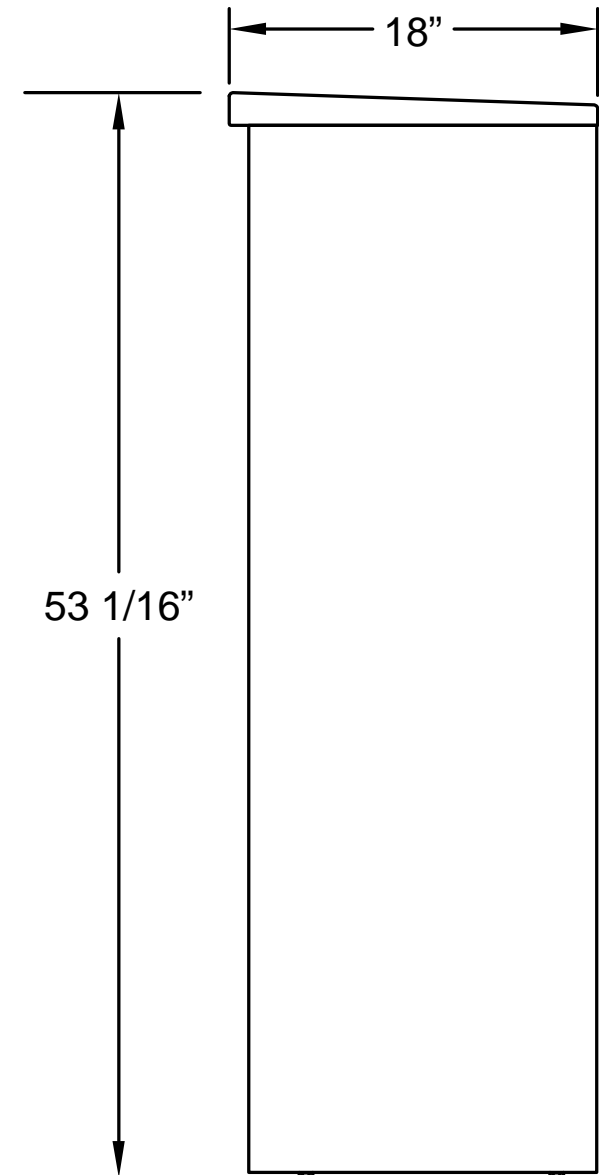
4C06D-05-D

**U.S. MAIL SUPPLY**  
 America's Mailbox Headquarters

262-782-6510 Toll Free: 800-571-0147

3065 N 124th St, Brookfield, WI 53005

**Side View**



- 1. **Models Used:** (1)4C06D-05-D
- 2. **Installation:** depot
- 3. **4C Finish:** tbd, **Depot Color:** tbd
- 4. **Locks:** Standard
- 5. **Door Id:** tbd
- 6. Matching Standard Attached Trim

**Florence versatile™ 4C Mailbox Suites**

Florence 4C mailboxes are USPS approved. Your installation/layout must also meet a 1:5 parcel locker to mailbox ratio and installation requirements (see next page) if serviced by the U.S. Postal Service. Please contact your local Post Office® if you have any compliance questions re: your specific project.

**DO NOT SCALE OFF DRAWING**

**4C DOOR SIZES**

- 1 High tenant: 3" H x 12" W
- 5 High parcel: 17" H x 12" W
- 1 High outgoing: 6-1/2" H x 12" W

<b>ELEVATION:</b> Elevation 2   <b>MAILBOXES:</b> 5   <b>PARCELS:</b> 1			
<b>PROJECT NAME:</b> USMS		<b>DRAWN BY:</b>	
<b>FLORENCE</b> CORPORATION 5935 Corporate Drive • Manhattan, KS 66503 www.florencemailboxes.com • 800.275.1747 A GIBRALTAR INDUSTRIES COMPANY		<b>DATE:</b> 12-29-2020	<b>P.O. NO:</b>
		<b>SCALE:</b> NONE	<b>QUOTE NO:</b>
		<b>DRAWING NO.</b> WEB-168157	<b>SHEET 2 OF 10</b>